




## LED Panel



## Features

- ➔ 5 year product warranty
- ➔ DALI dimming compatible option
- ➔ High luminous uniformity
- ➔ Ultra slim design with 11mm thickness
- ➔ Patented ultra bright light transmission system
- ➔ Emergency version is also available
- ➔ 50,000 hour lifetime
- ➔ High Colour Rendering Index, CRI (Ra)
- ➔ 50% saving over fluorescent

## Applications

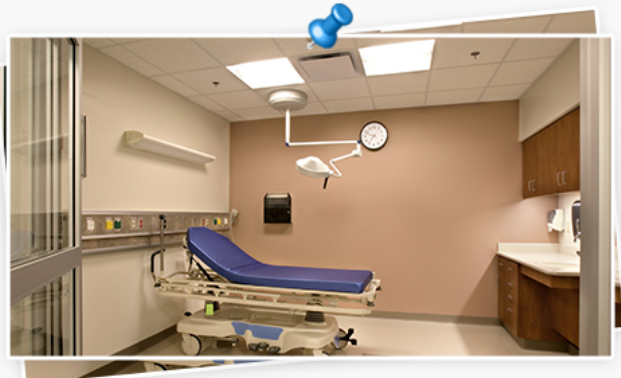
- ➔ Offices ➔ Retail ➔ Schools
- ➔ Hospitals ➔ Corridors

## Technical Specification

|                                |  |
|--------------------------------|--|
| ➔ <b>Beam Angle</b>            | 120°                                     |
| ➔ <b>Colour Rendering (RA)</b> | 80                                       |
| ➔ <b>CCT</b>                   | 3000K, 4000K, 6000K                      |
| ➔ <b>Operating Temperature</b> | -20°+65°                                 |
| ➔ <b>IP Rating</b>             | IP20                                     |
| ➔ <b>Certifications</b>        | CE & ROHS, 'ECA Compliant', LM-79, LM-80 |
| ➔ <b>Energy Rating</b>         | A  |
| ➔ <b>LED Chip</b>              | Nichia                                   |

## Replaces

- ➔ Replace 600mm x 600mm
- ➔ T8 Fluorescent
- ➔ Tube Panel



sustainable growth

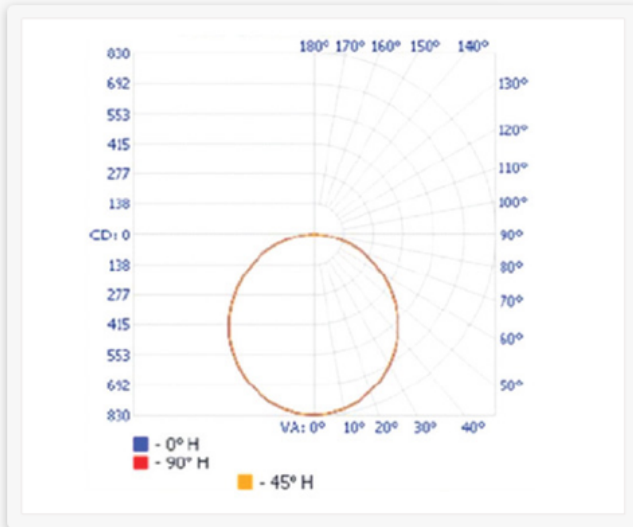
📍 **China Office**  
 20A, Tower 3, Tianshan Rd 600  
 Shanghai, 200051, China  
 🌐 [www.ecotecworld.com](http://www.ecotecworld.com)

📍 **Germany Office**  
 Kappenberghof 8,  
 D-49843 Uelsen, Germany  
 🌐 [www.ecotecworld.com](http://www.ecotecworld.com)

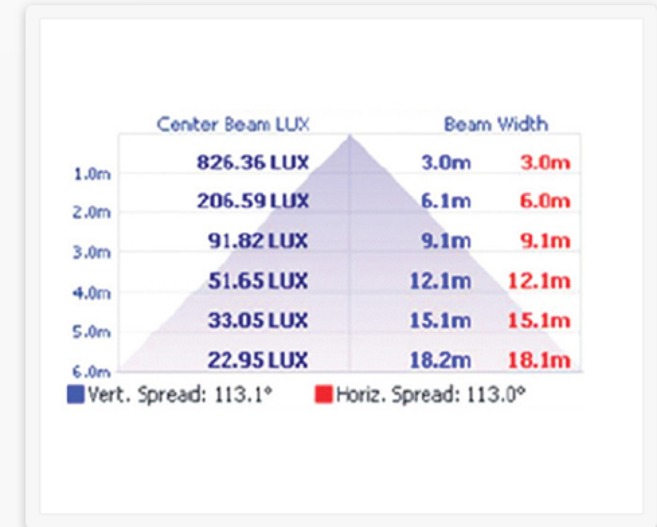
📍 **HK office**  
 Room 1203, Euro Trade  
 Centre 13-14 Connaught  
 Road, HK  
 🌐 [www.ecotecworld.com](http://www.ecotecworld.com)

📍 **UK Office**  
 30 St Giles Oxford  
 OX13LE, UK  
 🌐 [www.ecotecworld.com](http://www.ecotecworld.com)

## Light Distribution Curves



## Lux Distribution Curves



## 600x600mm

| Model                             | ETW-PL-20W        | ETW-PL-30W        | ETW-PL-40W        | ETW-PL-60W        | ETW-PL-80W        |
|-----------------------------------|-------------------|-------------------|-------------------|-------------------|-------------------|
| Luminaire Rated Power Consumption | 20W               | 30W               | 40W               | 60W               | 80W               |
| Lumens                            | 1600              | 2400              | 3200              | 4800              | 6400              |
| Luminous Efficiency lm/w          | 80                | 80                | 80                | 80                | 80                |
| Dimensions                        | 600x600x11mm      | 600x600x11mm      | 600x600x11mm      | 600x600x11mm      | 600x600x11mm      |
| Voltage                           | AC90 ~ 270V       | AC90 ~ 270V       | AC90 ~ 270V       | AC90 ~ 270V       | AC90 ~ 270V       |
| Material                          | Aluminium/Acrylic | Aluminium/Acrylic | Aluminium/Acrylic | Aluminium/Acrylic | Aluminium/Acrylic |

## 600x1200mm

|                                   |                   |
|-----------------------------------|-------------------|
| Model                             | ETW-PL-1200-80W   |
| Luminaire Rated Power Consumption | 80W               |
| Lumens                            | 6400              |
| Luminous Efficiency lm/w          | 80                |
| Dimensions                        | 600x1200x11mm     |
| Voltage                           | AC90 ~ 270V       |
| Material                          | Aluminium/Acrylic |

Accessories included; holder, screws (for ceiling fixing), hanging wire (length adjustable)